



# Conduit Bending Order Sheet

Date: \_\_\_\_\_

Date Required: \_\_\_\_\_

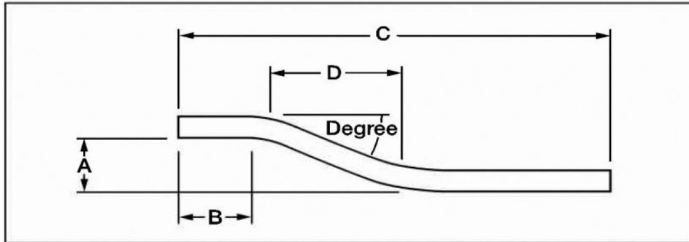
Customer Name & #: \_\_\_\_\_

Conduit Type - Circle One

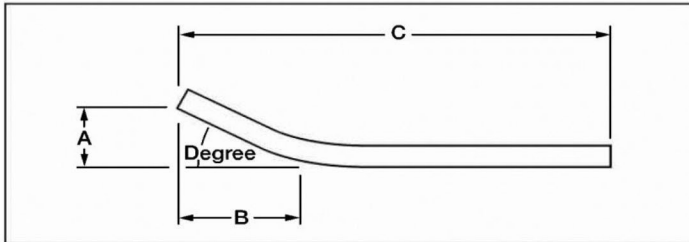
**EMT • RGD • IMC**

Size \_\_\_\_\_

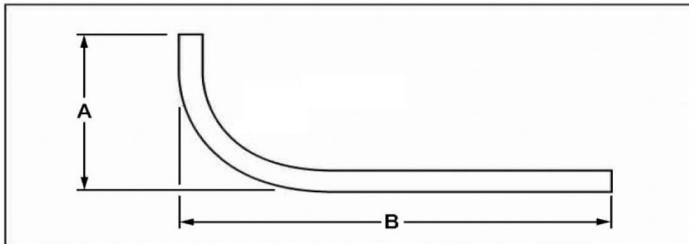
Send Completed Form To Your Crawford Sales Rep



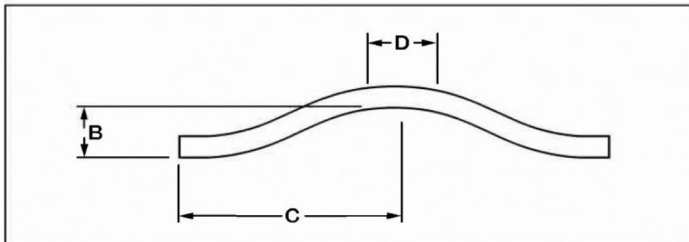
|         |            |
|---------|------------|
| Qty:    |            |
| Offset  |            |
| A       |            |
| B       | (optional) |
| C       |            |
| D       | (optional) |
| Degrees | (optional) |



|         |            |
|---------|------------|
| Qty:    |            |
| Kick    |            |
| A       |            |
| B       |            |
| C       |            |
| Degrees | (optional) |



|         |  |
|---------|--|
| Qty:    |  |
| Stub-up |  |
| A       |  |
| B       |  |



|        |  |
|--------|--|
| Qty:   |  |
| Saddle |  |
| B      |  |
| C      |  |
| D      |  |
|        |  |

Custom Bend Draw Below

\*Conduit Bends Can Have Up To A 1/4" Tolerance.\*

PO #: \_\_\_\_\_ Fabricator: \_\_\_\_\_